

Cochrane Library Performance Dashboard – Lisbon 2018

Reporting Period: January – December 2017

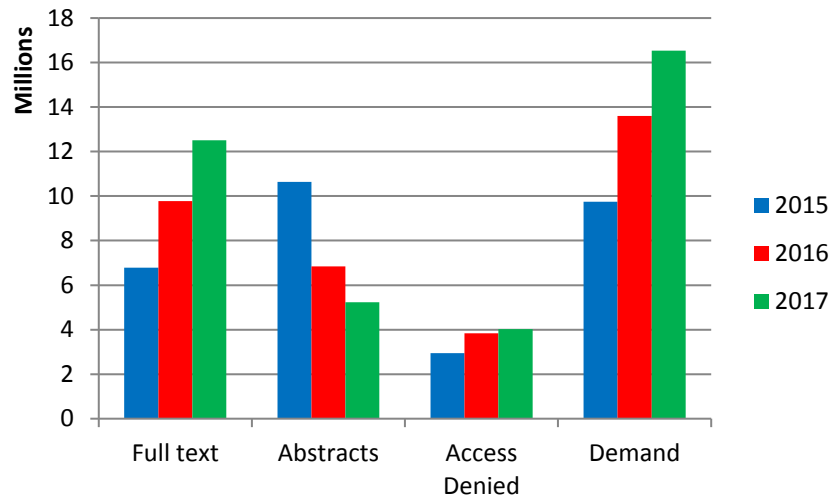
Table of Contents

Page	Section	Heading	Comments
1	Usage	Key Metrics	<p>12,515,358 full text downloads of Cochrane reviews, protocols, and CENTRAL records were recorded in 2017; 2,745,057 more than in 2016; an increase of 22%. Compared to five years ago, the total number of full text downloads has more than doubled (6,144,958 in 2013).</p> <p>The United States recorded the highest number of full text downloads in 2017. Of the top 20 countries, the average increase on prior year was 22%.</p>
3	Usage	Demand	<p>Demand for Cochrane content is 18% higher than prior year. This figure is calculated by adding the total number of full text downloads to the total number of 'access denials.'</p>
3	Usage	Visits	<p>The month of October 2017 saw 1,531,078 visits to the Cochrane.org website, the highest total ever recorded. Visits to Cochrane.org are up 49% on prior year. Visits to the Cochrane Library website are up 8% on prior year. The recorded number of visits to the Cochrane Library website includes hits on the homepage, browse pages and static content such as 'About the CDSR'. This figure does not represent views of Cochrane Reviews, Protocols, CENTRAL records or other Cochrane databases on Wiley Online Library.</p>
3	Usage	Page Views	<p>Summaries on cochrane.org received 17,591,302 views in 2017. Cochrane Summaries are available in several languages. Of the 17.5 million views, 6.2 million were of English pages; 8.8 million were Spanish; 2 million were French; and 600,000 were Portuguese. Most users came to the summaries from Google search which prioritizes organisational websites for 'Browser' use cases.</p>
4	Usage	Referrer Data	<p>In 2017, Google Search was the highest referrer (32%) to Cochrane content hosted on WOL. Google Scholar was the second highest (17%). Referrals from PubMed were 30% lower than prior year; this was a result of PubMed transitioning their site to HTTPS which changed the way publishers could track outbound referrals. Crucially, there was no loss of traffic.</p>
4	Usage	Usage by database	<p>There was a 10% increase in total usage (CDSR + CENTRAL) on the OVID platform and a 5% fall in total usage on the EBSCO platform in 2017 compared to 2016; this is currently under investigation.</p> <p>Usage of CENTRAL on Wiley Online Library is up 10% compared to prior year.</p>
5	Monthly Production	<p>Running Total of published articles</p> <p>Published articles compared to prior year</p> <p>Record Count</p>	<p>By the end of 2017, 1,510 Cochrane Clinical Answers were published.</p> <p>Compared with 2016, 17 fewer new reviews, and 10 fewer new protocols were published. There were 81 fewer review updates published than in 2016.</p>

6	Open Access	Gold Open Access	23 Gold Open Access articles have been published in 2017; 2 more than in 2016.
7	Open Access	Running Total	At the end of 2017, 51% of Cochrane Reviews were available via Open Access.
8	Impact	Altmetric	'Yoga treatment for chronic non-specific low back pain' received the most mentions of Cochrane Reviews published in 2017. It has the 10 th highest Altmetric Score of all Cochrane Reviews. The month of November 2017 saw the highest ever recorded number of mentions for CDSR with 5,199 mentions; 715 more than November, 2016.
8	Impact	Impact Factor	<p>The 2016 Impact Factor increased from 6.103 to 6.264 and the 5-Year Impact Factor has increased from 6.665 to 7.084. The CDSR has the 14th highest Impact Factor of 154 journals in the Medicine, General & Internal category of Clarivate Analytics Journal Citation Reports® placing it in the top five percent of all titles listed in the Journal Citation Report.</p> <p>'Antenatal corticosteroids for accelerating fetal lung maturation for women at risk of preterm birth' remains the highest cited review of all time; to date it has received 747 cites according to the Web of Science. The review was updated in March 2017.</p>

KEY METRICS

Annual comparison: January - December



Activity	2015	2016	2017
Full text downloads	6,790,179	9,770,301	12,515,358
Abstracts	10,633,741	6,841,815	5,235,128
Access Denied	2,951,046	3,837,632	4,016,490
Demand	9,741,225	13,607,933	16,531,848

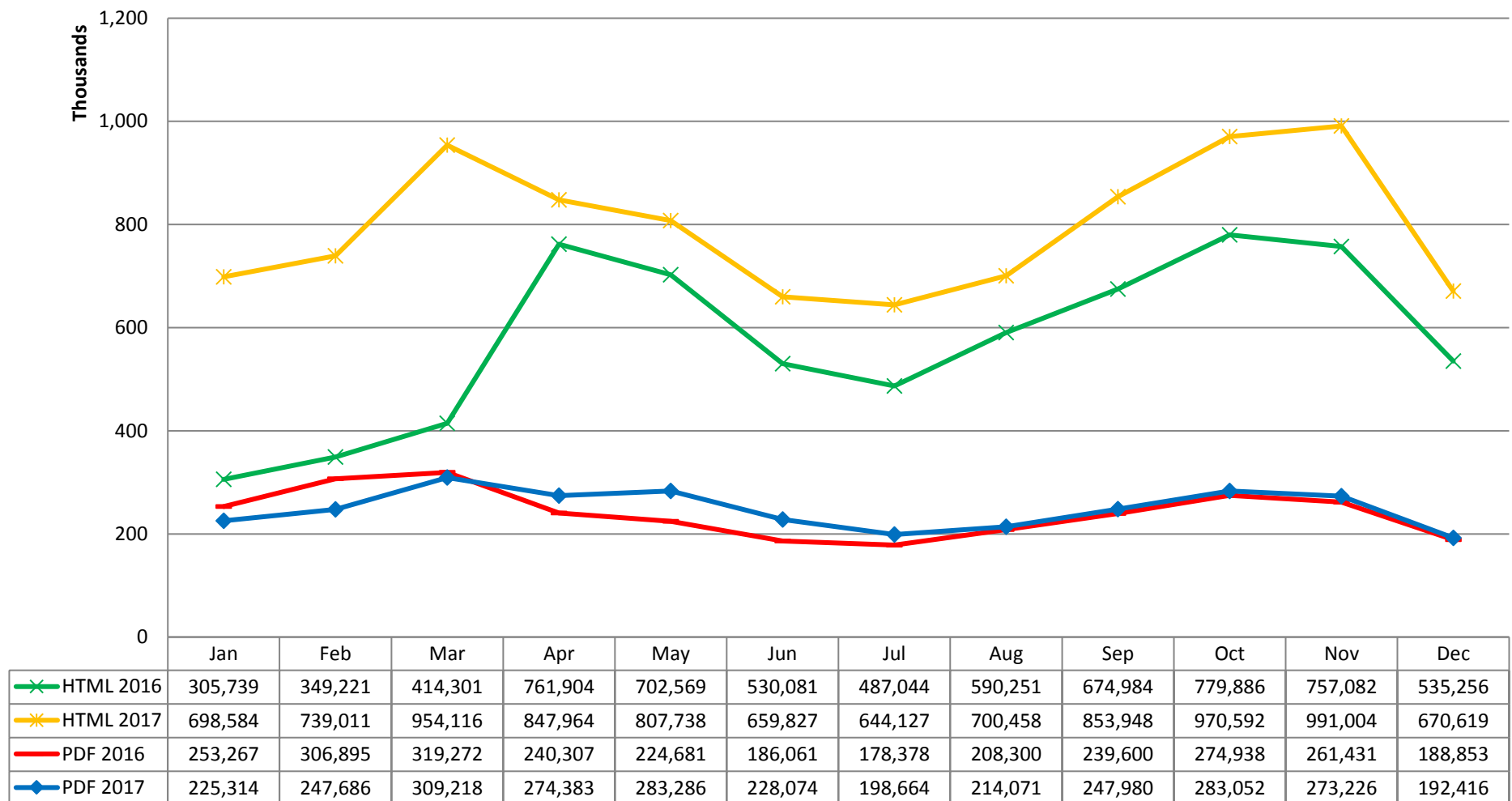
Usage of *Bibliotheca Cochrane Plus* is not included.

Full text downloads by location

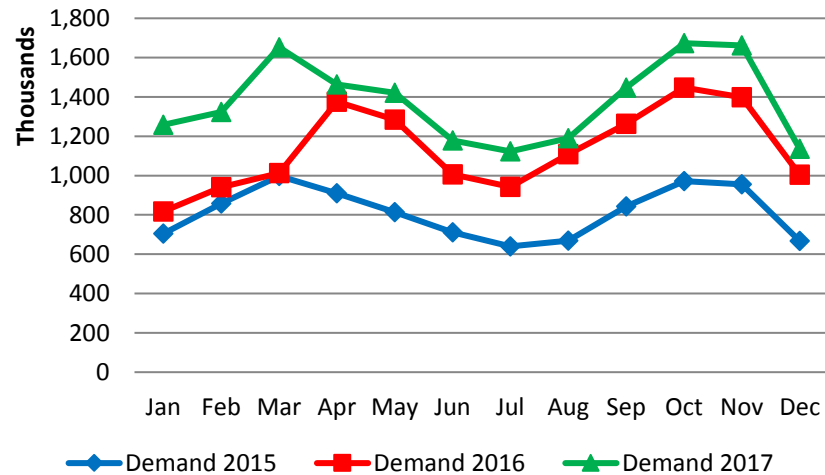
Country	2016	2017	
United States	1,917,837	2,575,311	26%
United Kingdom	1,872,087	2,136,922	12%
Australia	1,065,338	1,244,863	14%
Canada	339,962	447,022	24%
Netherlands	287,358	352,989	19%
India	153,394	344,470	55%
Germany	248,462	310,067	20%
Taiwan	263,019	303,512	13%
China	232,294	297,019	22%
Italy	207,979	251,559	17%
Brazil	153,622	226,829	32%
France	159,791	203,570	22%
Spain	140,316	191,474	27%
Japan	154,860	184,664	16%
Ireland	139,683	173,729	20%
Switzerland	161,789	166,892	3%
New Zealand	133,586	161,467	17%
Norway	134,108	149,560	10%
Turkey	101,245	145,497	30%
Thailand	90,629	127,511	29%

The countries included in the table above recorded the highest number of full text downloads between January and December 2017. The average increase for the top 20 was 22%.

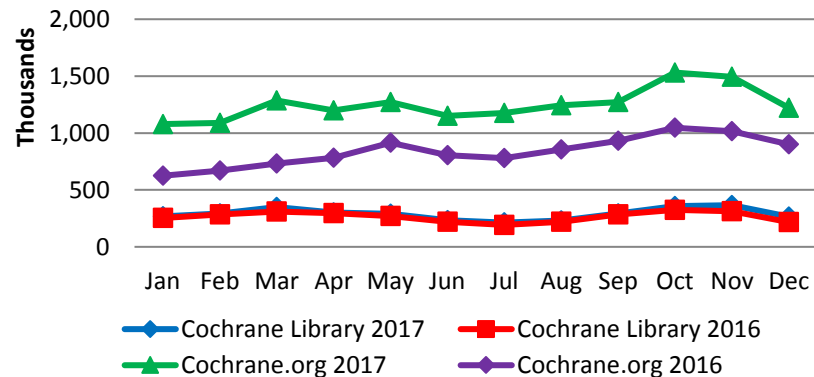
FULL TEXT DOWNLOADS by type



The graph above shows a breakdown of full text downloads recorded in 2017 and 2016 by month and type. 12,515,358 Full text downloads were recorded between January and December 2017 compared with 9,770,301 in 2016.

DEMAND (Full Text Downloads + Access Denied)

There were 16,531,848 attempts to access a full text version of a Cochrane review in 2017, 2,923,915 (18%) more attempts than in 2016.

VISITS to the Cochrane websites

15,013,492 visits to Cochrane.org were recorded in 2017, compared with 10,061,051 in the same period in 2016.

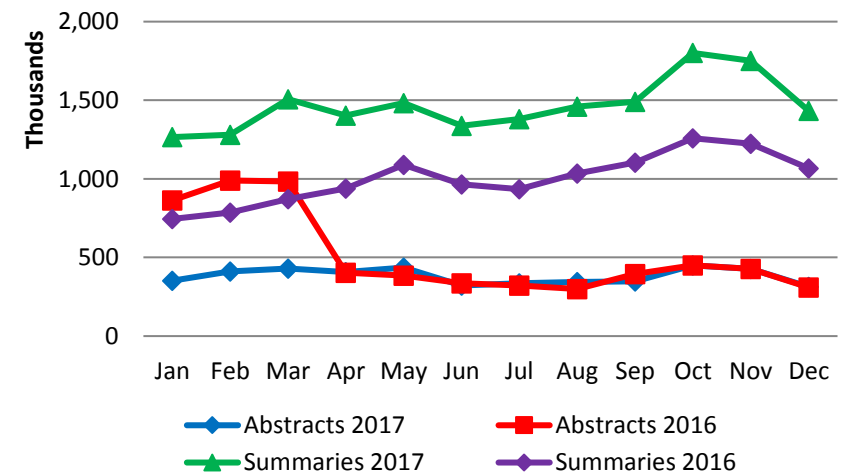
3,460,053 visits to the Cochrane Library website were recorded in 2017, compared with 3,190,928 in 2016.

The recorded number of visits to the Cochrane Library website includes hits on the homepage, browse pages and static content such as 'About the CDSR'. This figure does not represent views of Cochrane Reviews, Protocols, CENTRAL records or other Cochrane databases on Wiley Online Library.

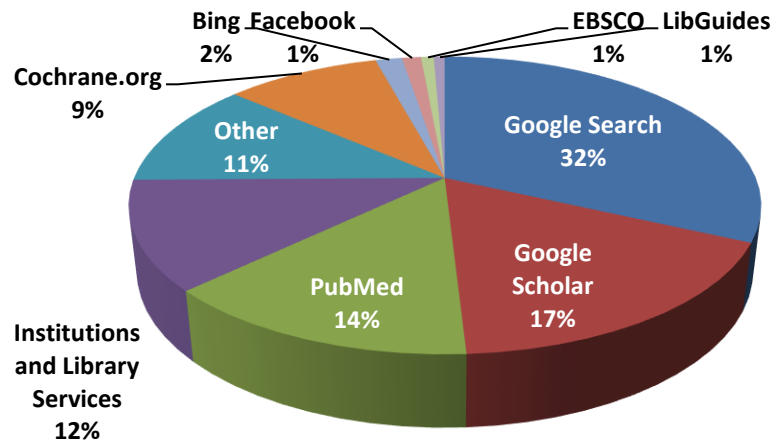
PAGE VIEWS of Summaries on the Cochrane website (www.cochrane.org) compared with ABSTRACT VIEWS on Wiley Online Library

17,591,302 page views of Cochrane Summaries were recorded in 2017, compared with 12,014,798 in 2016.

4,577,566 html abstract views were recorded in 2017, compared with 6,160,640 in 2016.



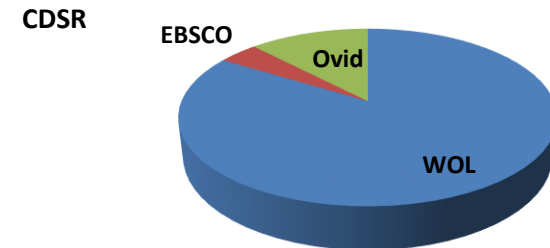
REFERRER DATA Referrals recorded in 2017 to Cochrane content hosted on Wiley Online Library.



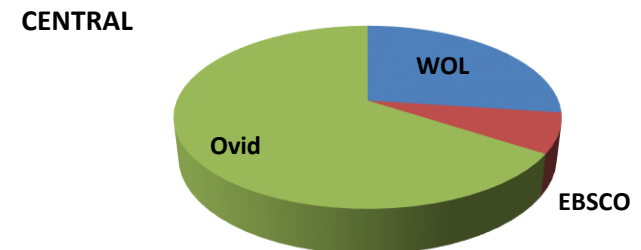
Referrer Name	Visits 2017
Google Search	1,683,337
Google Scholar	911,944
PubMed	733,248
Institutions and Library Services	626,032
Other	607,055
Cochrane.org	501,386
Bing	85,970
Facebook	61,710
EBSCO	41,107
LibGuides	35,463

USAGE BY DATABASE

The following charts compare 'views' of each record by database. For the CDSR, the Wiley Online Library (WOL) number in the first chart represents Abstract views.



	WOL	EBSCO	Ovid
CDSR 2017	5,758,052	277,349	838,938
CDSR 2016	8,160,854	237,312	922,281

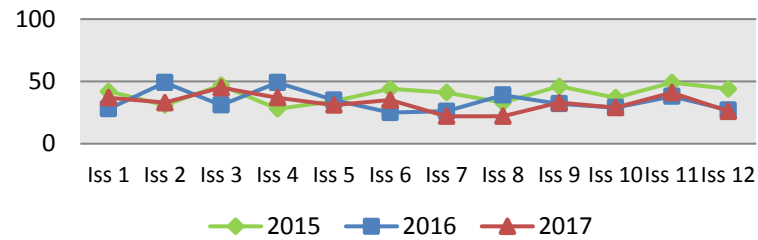


	WOL	EBSCO	Ovid
CENTRAL 2017	1,043,392	270,998	2,532,913
CENTRAL 2016	936,230	340,219	2,115,383

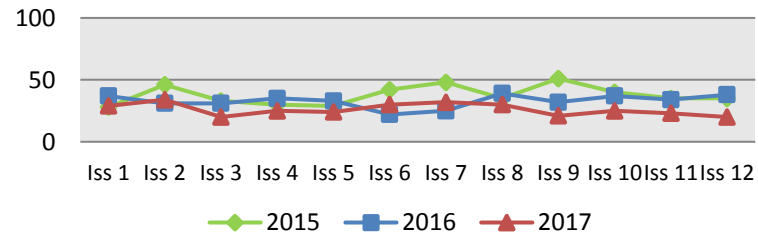
Monthly production

RUNNING TOTAL OF PUBLISHED ARTICLES

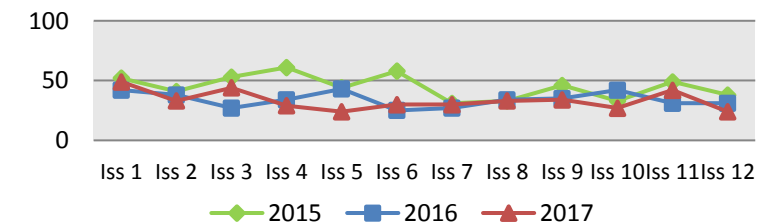
New Reviews



Updated Reviews



New Protocols



PUBLISHED ARTICLES COMPARED TO PRIOR YEAR

	New Reviews	Updated Reviews	New Protocols
2017	391	313	399
2016	408	394	409
2015	476	452	539

RECORD COUNT

Database	Jan-17	Feb-17	Mar-17	Apr-17	May-17	Jun-17
CDSR	9,715	9,754	9,791	9,832	9,855	9,890
CENTRAL	1,010,379	1,036,822	1,039,010	1,044,721	1,066,835	1,065,345
CCA	1,205	1,220	1,228	1,264	1,279	1,307
Editorials	118	119	119	120	121	121
	Jul-17	Aug-17	Sep-17	Oct-17	Nov-17	Dec-17
CDSR	9,832	9,869	9,987	10,002	10,034	10,052
CENTRAL	1,068,358	1,072,236	1,087,170	1,090,489	1,100,937	1,103,141
CCA	1,340	1,345	1,386	1,422	1,488	1,510
Editorials	122	122	119	119	119	119

Open Access

GOLD OPEN ACCESS

84 (4 in 2013, 15 in 2014, 21 in 2015, 21 in 2016, 23 in 2017) Gold Open Access articles published to date. The articles below were published in 2017.

	Date Published	Eligible for waiver
Beta-blockers for hypertension	16/01/2017	No
Parents' and informal caregivers' views and experiences of routine early childhood vaccination communication: qualitative evidence synthesis	07/02/2017	No
Selective versus routine use of episiotomy for vaginal birth	08/02/2017	No
Payment methods for outpatient care facilities	03/03/2017	No
Corticosteroids for tuberculous pleurisy	14/03/2017	No
Psychosocial group interventions to improve psychological well-being in adults living with HIV	14/03/2017	No
Physical activity and exercise for chronic pain in adults: an overview of Cochrane Reviews.	24/04/2017	No
Micronutrient supplementation in adults with HIV infection	18/05/2017	No
Interleukin-2 as an adjunct to antiretroviral therapy for HIV-positive adults	25/05/2017	No
Rapid diagnostic tests for typhoid and paratyphoid (enteric) fever	25/05/2017	No
Isoniazid for preventing tuberculosis in HIV-infected children	29/08/2017	No
Vitamin A supplements for reducing mother-to-child HIV transmission	07/09/2017	No
Financial arrangements for health systems in low-income countries: an overview of systematic reviews	11/09/2017	No
Governance arrangements for health systems in low-income countries: an overview of systematic reviews.	12/09/2017	No
Implementation strategies for health systems in low-income countries	12/09/2017	No
Delivery arrangements for health systems in low-income countries: an overview of systematic reviews	13/09/2017	No
Interventions for treating tuberculous pericarditis	13/09/2017	No
Needle syringe programmes and opioid substitution therapy for preventing hepatitis C transmission in people who inject drugs	18/09/2017	No
Mefloquine for preventing malaria during travel to endemic areas	30/10/2017	No
Intracavity lavage and wound irrigation for prevention of surgical site infection	30/10/2017	No
Factors that influence the provision of intrapartum and postnatal care by skilled birth attendants in low- and middle-income countries: a qualitative evidence synthesis	17/11/2017	No

RUNNING TOTAL OF PUBLISHED OPEN ACCESS ARTICLES

	2016	Jan 17	Feb 17	Mar 17	Apr 17	May 17	Jun 17	Jul 17	Aug 17	Sep 17	Oct 17	Nov 17	Dec 17
Green Reviews (running total)	2,762	2,822	2,902	2,965	3,050	3,119	3,166	3,222	3,301	3,371	3,430	3,506	3,571
Gold Reviews (running total)	61	63	65	67	69	71	73	73	74	79	83	85	86
Number of OA articles (cumulative)	2,823	2,885	2,967	3,032	3,119	3,190	3,239	3,295	3,375	3,450	3,513	3,591	3,657
% of Cochrane Reviews Open Access	42%	43%	44%	44%	45%	46%	47%	47%	48%	49%	50%	51%	51%

Impact

ALTMETRIC

Highest Altmetric scores from reviews published in 2017 (Scores retrieved 26th February 2018)

B=Bloggers T=Twitterers N=News outlets FB=Facebook walls M=Mendeley Readers

		B	T	N	FB	M
606	Yoga treatment for chronic non-specific low back pain	6	307	59	47	98
588	Whole grain cereals for the primary or secondary prevention of cardiovascular disease	0	995	4	58	39
448	Direct-acting antivirals for chronic hepatitis C	3	134	47	8	57
364	Industry sponsorship and research outcome	4	399	13	11	299
356	Interventions to improve antibiotic prescribing practices for hospital inpatients	5	423	14	6	80
281	Music therapy for depression	2	336	7	15	11
248	Tobacco packaging design for reducing tobacco use	7	206	12	12	63
245	Continuous support for women during childbirth	1	265	5	74	91
214	Music-based therapeutic interventions for people with dementia	1	312	3	11	61
198	Antioxidants for preventing and reducing muscle soreness after exercise	3	183	10	3	23

To date (26th February 2018), Altmetric has tracked scores for 9,740 articles from the Cochrane Database of Systematic Reviews. The top article in the table above is ranked 10th of the 9,740.

IMPACT FACTOR

The 2016 Impact Factor for the Cochrane Database of Systematic Reviews was released in June 2017 and updated in August 2017. The Impact Factor for the CDSR is 6.264, an improvement on the previous year's release.

Year	Rank	Impact Factor	In-Window Cites	Citable items	Total Cites	Self-citation rate	5-Year Impact Factor
2016	14	6.264	11,520	1,839	54,740	5%	7.084
2015	12	6.103	11,522	1,888	47,899	5%	6.665
2014	13	6.035	11932	1977	43,592	6%	6.539
2013	10	5.939	9859	1660	39,856	8%	6.706
2012	12	5.785	8087	1398	34,230	8%	6.553
2011	10	5.912	7721	1306	29,593	5%	6.309

Highest cited Cochrane reviews (2005 – 2017)

		Publication date	Updated?
747	Antenatal corticosteroids for accelerating fetal lung maturation for women at risk of preterm birth	Mar-06	Yes
740	Interventions for preventing falls in older people living in the community	Sep-12	No
703	Ginkgo biloba for cognitive impairment and dementia	Jan-09	No
703	Cholinesterase inhibitors for Alzheimer's disease	Jan-06	No
703	Donepezil for dementia due to Alzheimer's disease	Jan-06	No
642	Audit and feedback: effects on professional practice and healthcare outcomes	Jun-12	No
612	Interventions for preventing falls in older people living in the community	Feb-09	Yes
560	Interventions for enhancing medication adherence	Feb-08	Yes
512	Nicotine replacement therapy for smoking cessation	Jan-08	Yes
420	Pulmonary rehabilitation for chronic obstructive pulmonary disease	Oct-06	Yes

